

Survey Results in France



STRATEGIC PARTNERSHIP FOR ADULT EDUCATION
“WAYS TO ENHANCE ACTIVE AGING THROUGH
VOLUNTEERING –WEACTIVEVOL”
ERASMUS+ PROGRAMME
PROJECT NUMBER 2016-1-PL01-KA204-026166

PROJECT MEETING IN ROMANIA, 10-11 OCTOBER 2017

Statistic Data: number of answers



- **50+ people survey**
 - 18 respondents

- **Survey of organizations**
 - 6 respondents

Results from the 50+ people survey

Respondents' Profile

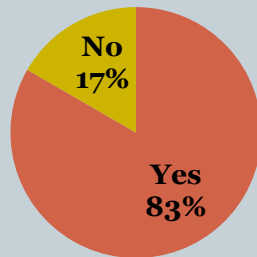


Variable	Category	Respondents (%)
Gender	Male	33,3%
	Female	66,7%
Age	60-65	27,8%
	66-70	33,4%
	71-75	27,9%
	76-80	5,6%
	+80	5,6%
Education Level	Secondary Level	11,1%
	Higher Level	88,9%
Family status	Single	44,4%
	Married	27,8%
	Divorced	11,1%
	Widowed	16,7%
Socioeconomic position	Employee	5,6%
	Retired	94,4%
Place of living	Village	11,1%
	Town, city	88,9%

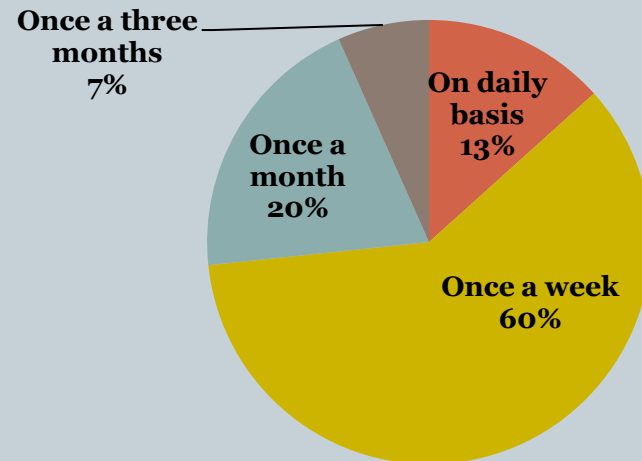
Results from the 50+ people survey

Involvement in volunteering

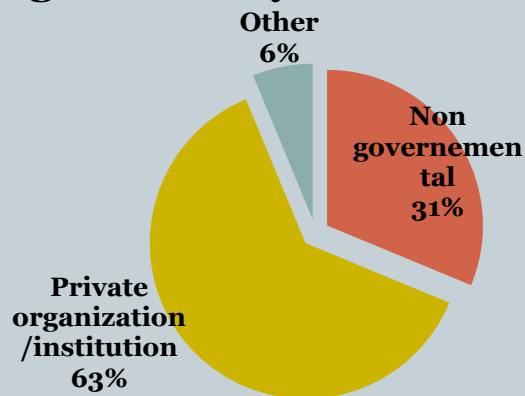
Did you perform in last 12 months volunteer activities?



How often did you participate in unpaid activities in last 12 months?



Please choose the type of organization you volunteer for



Main areas of volunteering

26,7%: health care

13,3%: hobbies & recreation

13,3%: children & youth organization

Results from the 50+ people survey

Motivators for volunteering



Results from the 50+ people survey

Barriers for volunteering

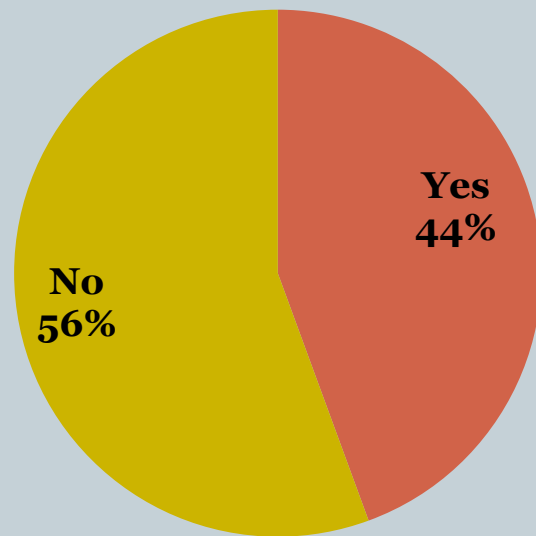


Results from the 50+ people survey

Training needs



Do you need any training in order to perform volunteering?



Areas of training

- Psychology
- Communication
- ICT tools
- English

+ training adapted to the activity

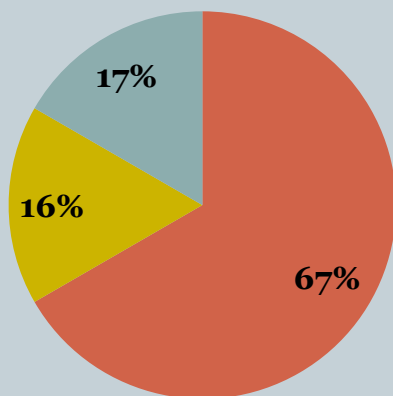
Results from the survey of organizations

General background



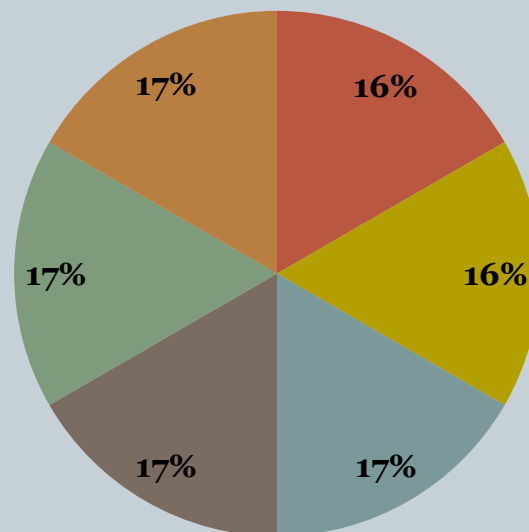
Type of organization

■ Non governmental ■ Public organization ■ Private organization



Area of work

■ Health care
■ Children and youth organization
■ Social services for people with disabilities/seniors
■ Environmental protection
■ Support of charity, philanthropy and volunteering
■ Education and research



Results from the survey of organizations

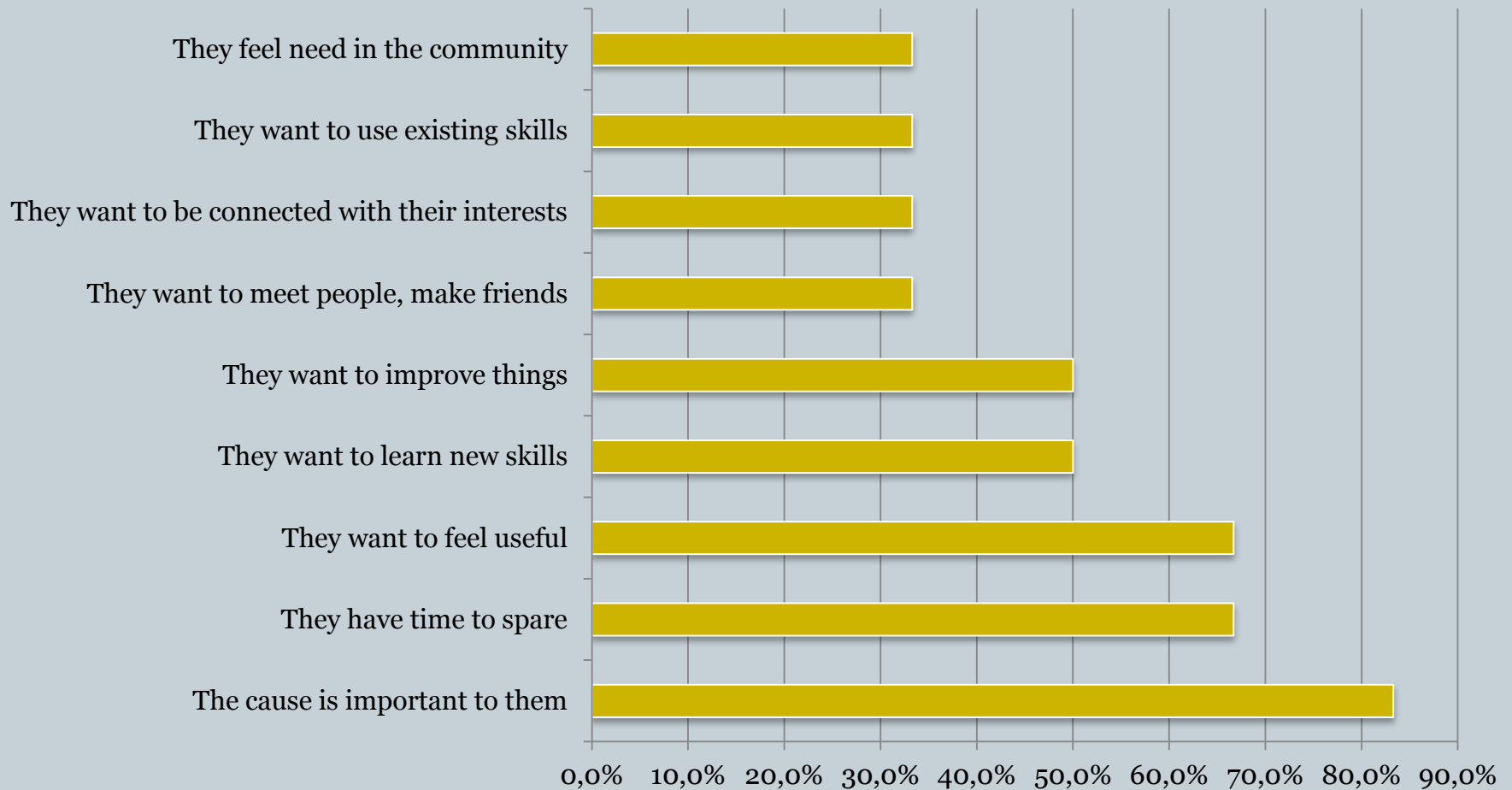
General background



Number of people working in the organization	Number of volunteers working in the organization	How long has your organization been involving people over 50 into volunteering?
0	5	5 years
1	40	10 years
5	55	15 years
10	60	17 years
50	80	30 years
100	15000	35 years

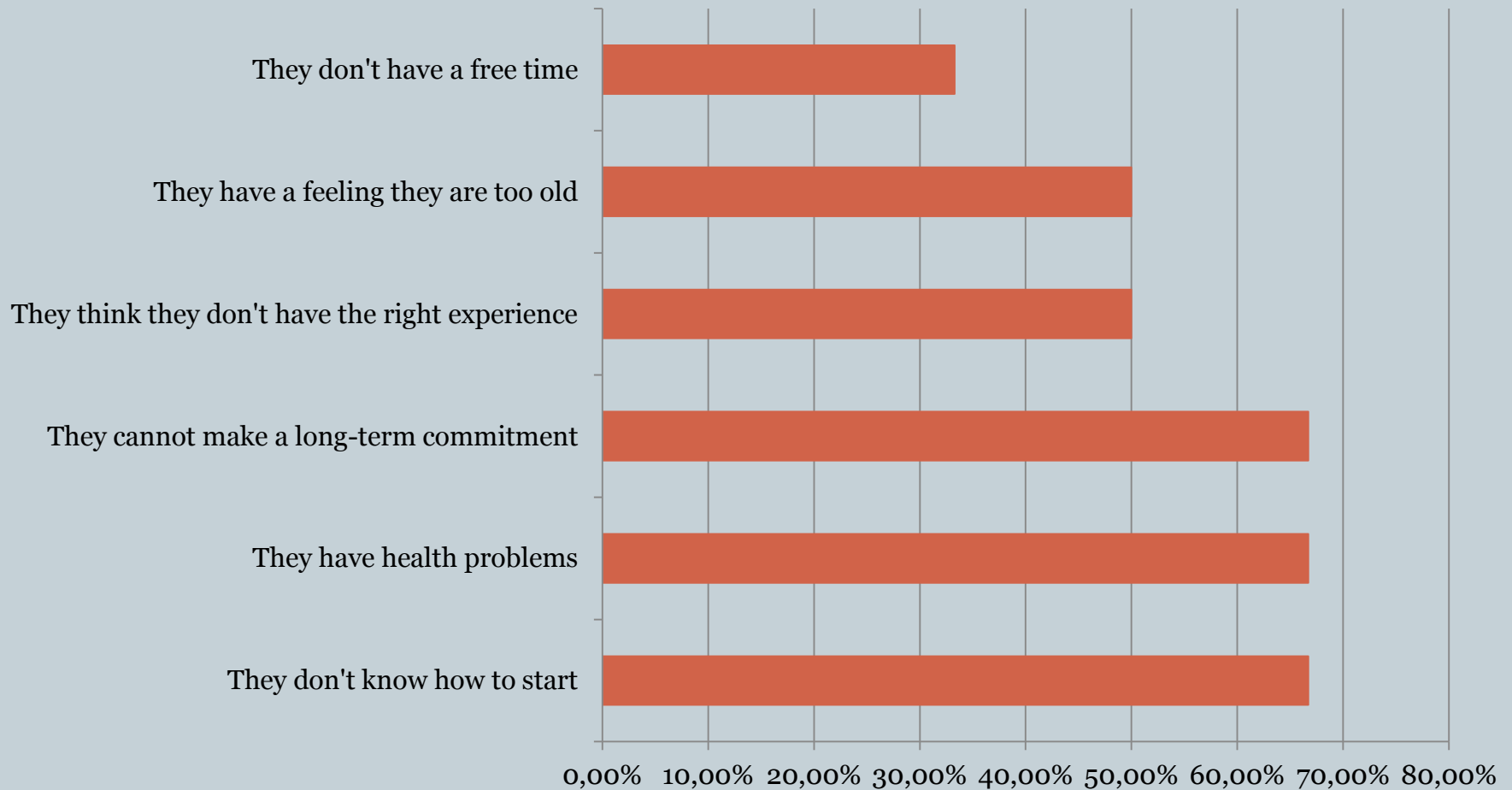
Results from the survey of organizations

Motivators for volunteering



Results from the survey of organizations

Barriers for volunteering



Results from the survey of organizations

Similarities and differences



- **Similarities**

- **Motivators:** time to spare, they want to feel useful and they want to improve things
- **Barriers:** they have health problems, they cannot make a long-term commitment

- **Differences**

- **Motivators:** according to seniors, volunteering was part of their philosophy of life and according to organizations, they want to learn new skills
- **Barriers:** according to organizations, they don't know how to start

Results from the survey of organizations

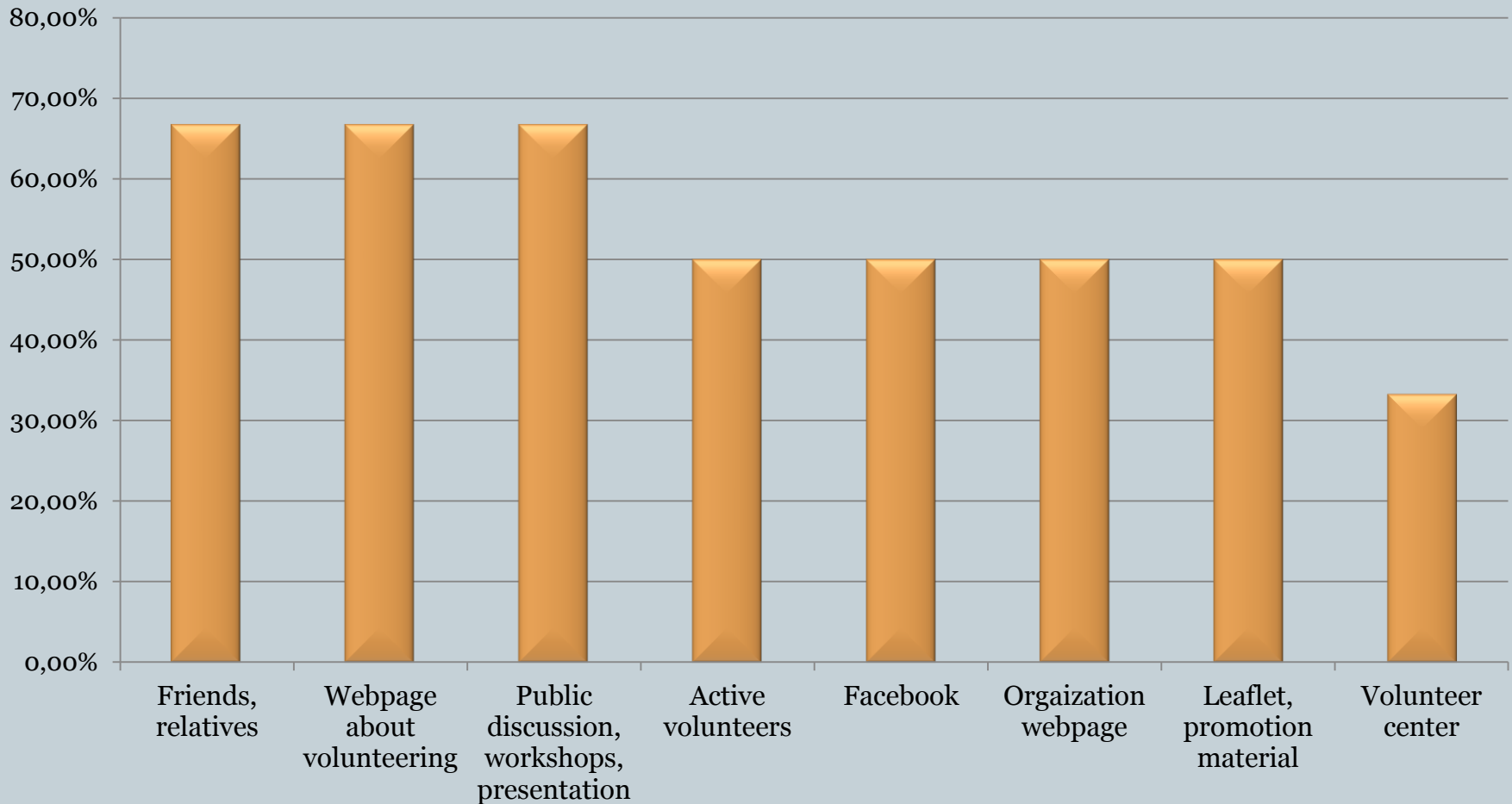
Features of people aged over 50



Strenghts	Weaknesses
Availability Flexibility Willingness Motivation Experience Transmission of knowledge & skills	Family priorities Health problems Lack of time Disapointment with a mission which is not answering to their expectations

Results from the survey of organizations

Effectiveness of sources



Results from the survey of organizations

How to retain volunteers aged over 50 for a long-term support?



- Being attentive to seniors' expectations and possibilities
- Adapting to their requests
- Staying close to them and encouraging them
- Organizing their working time
- Being careful not to ask them an excessive involvement



THANK YOU!